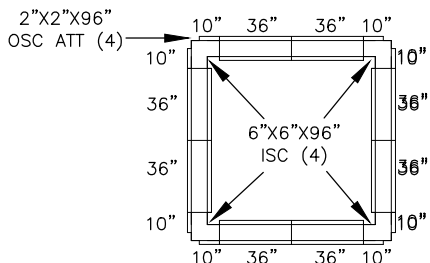


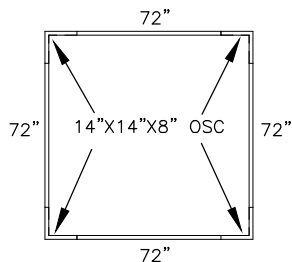
# PRECISE FORMS, INC

CUSTOMER:		STANDARD 7X7X8	
DRAWN BY:	JIM CRAIN	DATE:	9-3-19
DRAWING DESCRIPTION:		DRAWING NO: ###	
7'X7'X8" WITH 8" WALLS AND BASE SLAB MONOLITHIC AND RISER POUR			

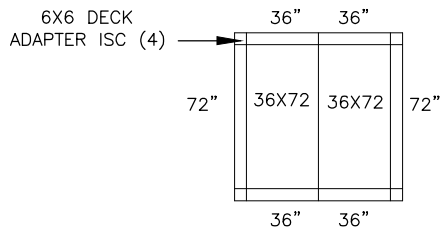
PLAN VIEW OF 96" WALL FORMS



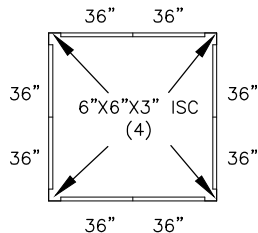
PLAN VIEW OF 8" EXTENSIONS PLACED ON TOP OF THE JACKET FORMS FOR THE MONOLITHIC POUR



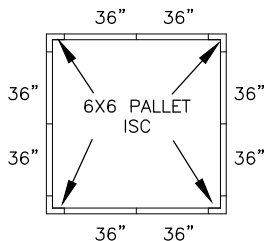
PLAN VIEW OF DECK ADAPTERS AND DECK FORM FOR THE MONOLITHIC POUR



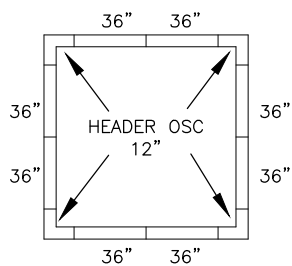
PLAN VIEW OF 3" EXTENSIONS PLACED ON TOP OF THE CORE FORMS OPPOSITE THE HEADER FORM FOR THE RISER POUR



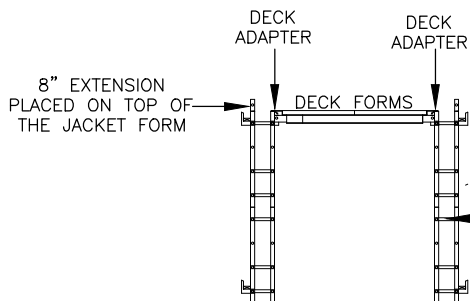
PLAN VIEW OF PALLET LAYOUT PLACED AGAINST THE FACE OF THE CORE FORM FOR THE RISER POUR



PLAN VIEW OF HEADER LAYOUT PLACED ON TOP OF THE JACKET FORM FOR THE RISER POUR



VERTICAL CUT VIEW OF FORM SET UP FOR THE MONOLITHIC POUR



VERTICAL CUT VIEW OF FORM SET UP FOR THE RISER POUR

